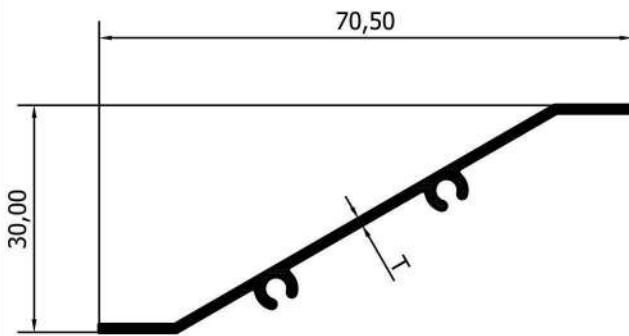




**EXALUM**  
METAL INDO PT



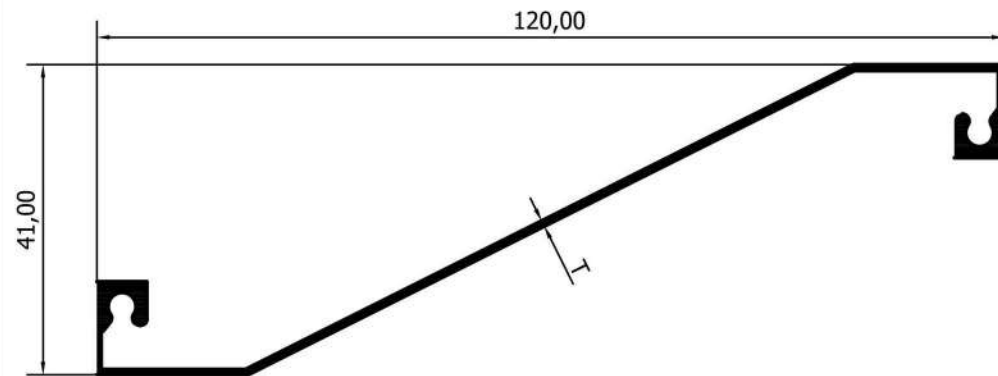


**64001**

T = 1.00 mm  
W = 0.261 Kg/m  
P = 184.520 mm

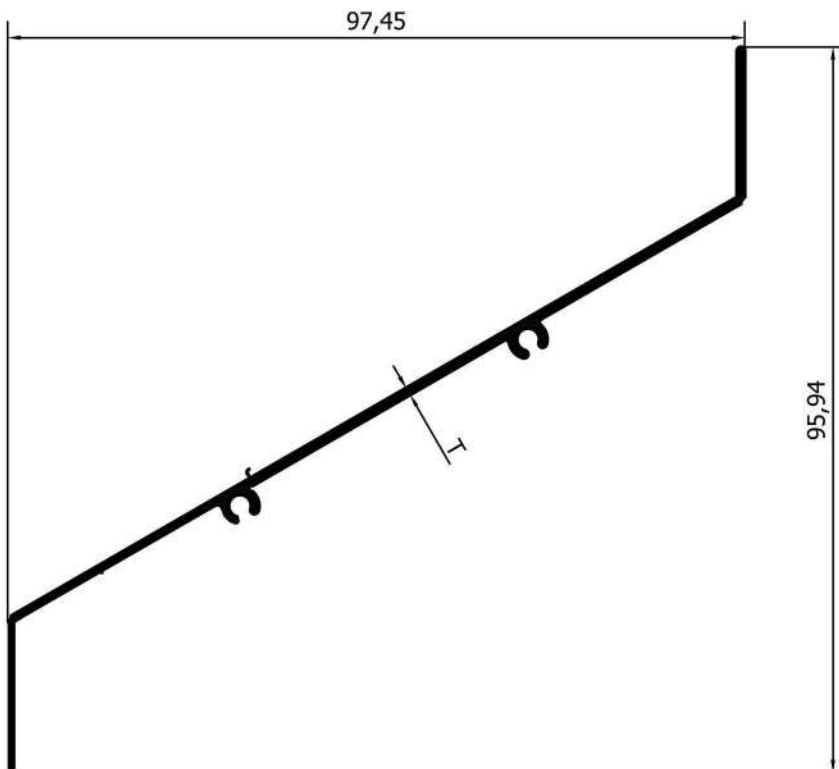
**64002**

T = 0.90 mm  
W = 0.237 Kg/m  
P = 184.387 mm



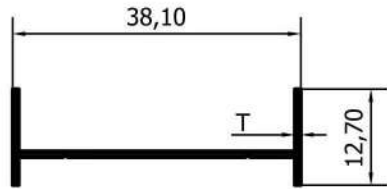
**64003**

T = 0.80 mm  
W = 0.439 Kg/m  
P = 343.369 mm



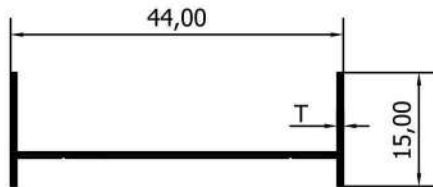
**64006**

T = 1.00 mm  
W = 0.452 Kg/m  
P = 328.513 mm



**64004**

T = 0.80 mm  
W = 0.133 Kg/m  
P = 125.897 mm



**64005**

T = 0.80 mm  
W = 0.155 Kg/m  
P = 146.897 mm

# EXALUM

METAL INDO PT.

Jl. Kembangan Raya No.8  
Kota Jakarta Barat 11610 - Indonesia

**Tel** : +6221 5890 9530/31

**Email:** sales@exalummetal.com

[www.exalummetal.com](http://www.exalummetal.com)

