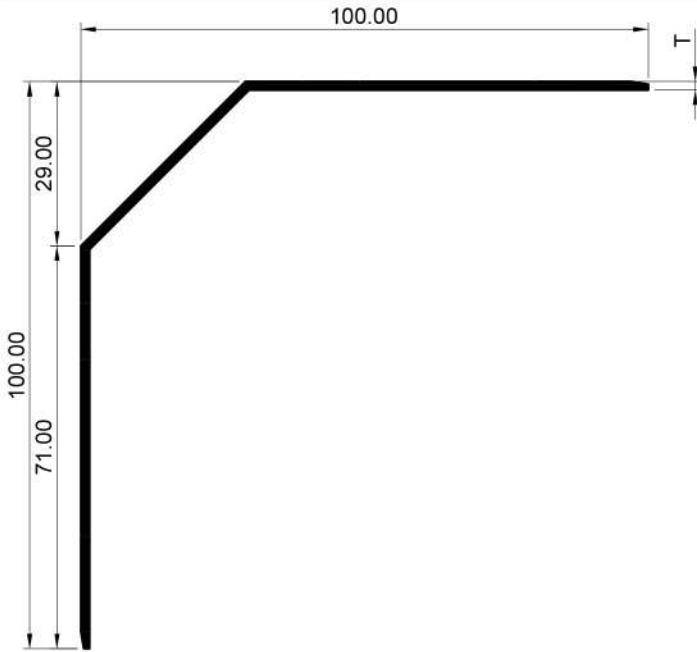




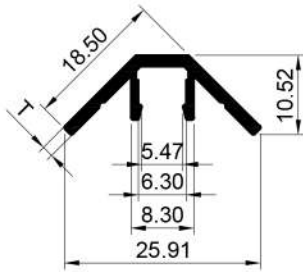
EXALUM
METAL INDO PT





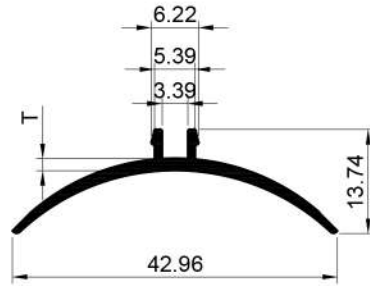
97042

T = 1.50 mm
W = 0.734 Kg/m
P = 366.616 mm



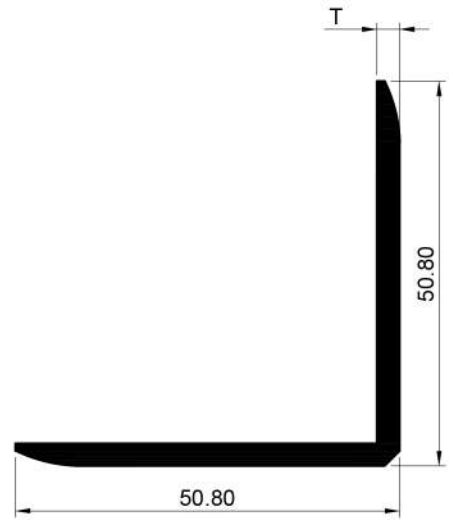
97043

T = 1.50 mm
W = 0.167 Kg/m
P = 99.302 mm



97044

T = 1.60 mm
W = 0.193 Kg/m
P = 11.846 mm



97046

T = 3.00 mm
W = 0.766 Kg/m
P = 198.640 mm



EXALUM

METAL INDO PT.

Jl. Kembangan Raya No.8
Kota Jakarta Barat 11610 - Indonesia

Tel : +6221 5890 9530/31

Email: sales@exalummetal.com

www.exalummetal.com

